

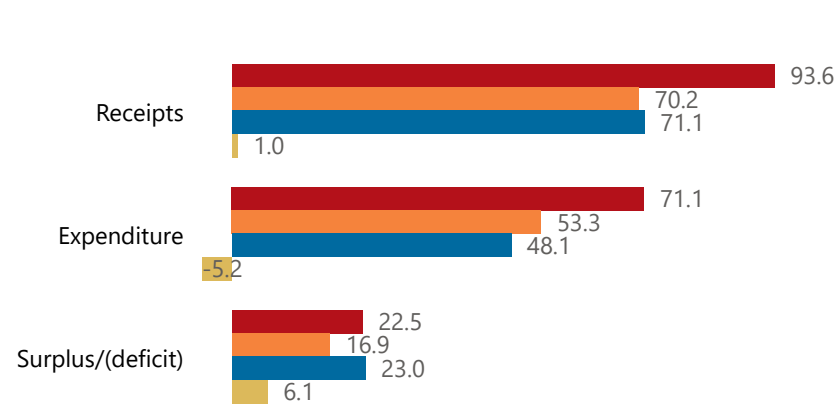
Overview - Public Entities Quarterly Reporting

- R billion
- R million
- R thousand

Approved receipts	Approved spending	Surplus/(deficit)
93.6 76.0%	71.1 67.7%	22.5

Consolidation

● Approved ● Forecast ● YTD ● Variance



Composition of receipts



Quarter

Cluster

Department

Entity

Composition of spending



Functional grouping



Spending by PFMA schedule



Public Entities Receipts

- R billion
- R million
- R thousand

Approved sales of G&S

(Blank) (Blank)

Approved transfers

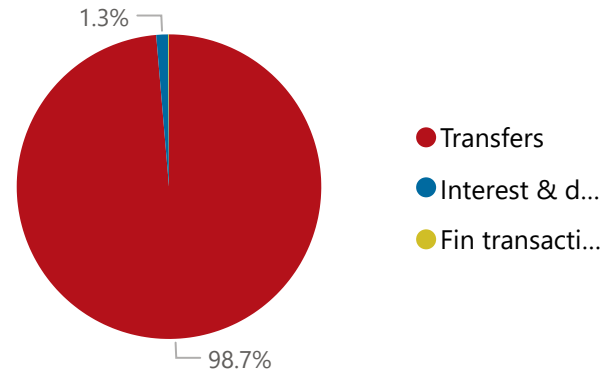
93.6 75.0%

Actual vs Forecast

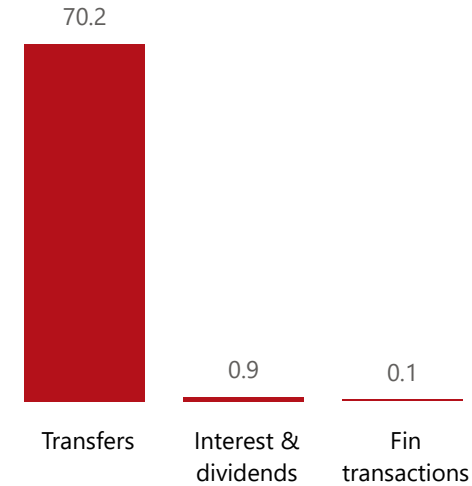
● Approved ● Forecast ● YTD ● Variance



Composition of receipts



Top receipts items



Quarter

3

Cluster

All

Department

Women, Youth and Persons with Dis...

Entity

The Commission on Gender Equality

Top 5 Transfers



Departme...
transfers

Receipts

Level 3	Approved	YTD	% YTD
⊕ Transfers	93.6	70.2	98.7%
⊕ Interest & dividends		0.9	1.3%
⊕ Fin transactions		0.1	0.1%
Total	93.6	71.1	100.0%

Public Entities Spending

- R billion
- R million
- R thousand

Approved CoE

71.1 67.7%

Approved G&S

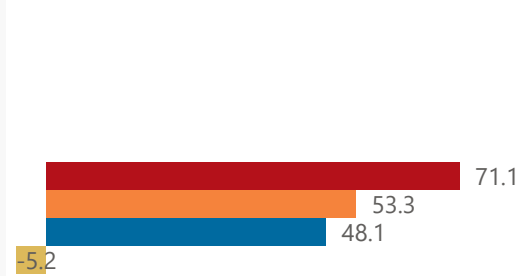
(Blank) (Blank)

Approved transfers

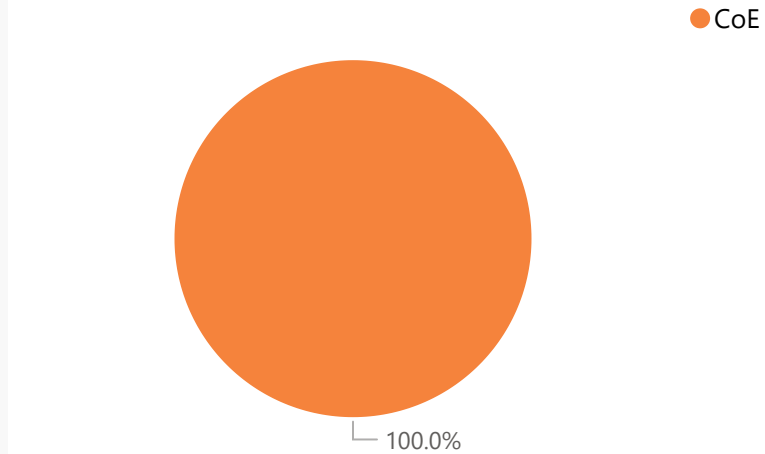
(Blank) (Blank)

Actual vs Forecast

● Approved ● Forecast ● YTD ● Variance



Composition of spending



Top spending items



Quarter

Cluster

Department

Entity

Capital assets

Spending

Level 3	Approved	YTD	% YTD
⊕ CoE	71.1	48.1	100.0%
Total	71.1	48.1	100.0%